

A multi-generational opportunity

BRIXTON STRATEGY



Advancing its flagship Thorn Project in BC, Canada



With its strategic investment by BHP, Brixton is fully funded for 2024



Monetizing non-core projects

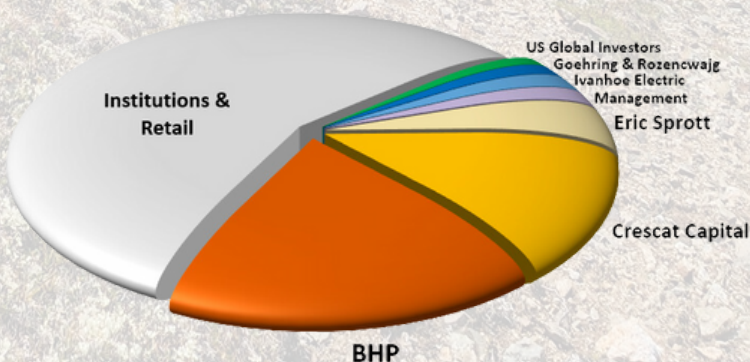
INVESTMENT HIGHLIGHTS

- Diversified precious and base metals portfolio in low-risk jurisdictions with major discovery potential for **Cu-Au-Ag-Mo**
- **Strong shareholder base (BHP, Crescat, Eric Sprott, Ivanhoe Electric)**
- **Fully funded** for 2024 exploration
- Upside through Ivanhoe Electric and Eldorado Gold funded exploration at non-core projects (see Project Highlights)

MANAGEMENT & DIRECTORS

Gary Thompson - Chairman & CEO
Cale Moodie - CFO & Director
Christina Anstey - V.P. Exploration
Michael Rapsch - Senior Manager, Investor Relations
Ian Ball - Director
Randall Thompson - Director
Patrick Highsmith - Director

MAJOR SHAREHOLDERS



PROJECT HIGHLIGHTS



THE FLAGSHIP THORN PROJECT (Cu-Au-Ag-Mo)



- District-scale Cu-Au porphyry camp
- Wholly-owned 2,945 km² claim block
- Identified 16 large scale Cu-Au targets

HOG HEAVEN PROJECT (Cu-Au-Ag)



- US \$44.5M Definitive Agreement for an Earn-in JV with Ivanhoe Electric Inc.
- Targeting large scale Cu porphyry

ATLIN GOLDFIELDS PROJECT (Au)



- Optioned to Eldorado Gold
- C\$8.1M in cash payments to Brixton and C\$5M spend to acquire 100%
- A district-scale orogenic gold camp

LANGIS PROJECT (Ag-Co-Ni)



- Available for Option


Thorn Project (Cu-Au-Ag-Mo)

A district scale **COPPER** dominant exploration play with **multiple discoveries** on the **largest contiguous claim block** in BC.

- A massive **2,945 km²** claim block
- **District-scale project** with 16 large exploration targets

TRAPPER GOLD TARGET

THN22-205 returned 64m of 5.74 g/t Au incl. 28.95m of 10.36 g/t Au
 THN22-237 returned 304.46m of 1.19 g/t Au incl. 84m of 3.10 g/t Au
 THN21-186 returned 139m of 2.14 g/t Au incl. 11m of 19.25 g/t Au




Copper



Gold



Silver




Molybdenum

Why Copper?

COPPER DEMAND

Reaching net-zero emissions by 2050 demands volumes of copper humanity has never produced before, to be used in electronics, wind and solar installations, nuclear facilities, and more.



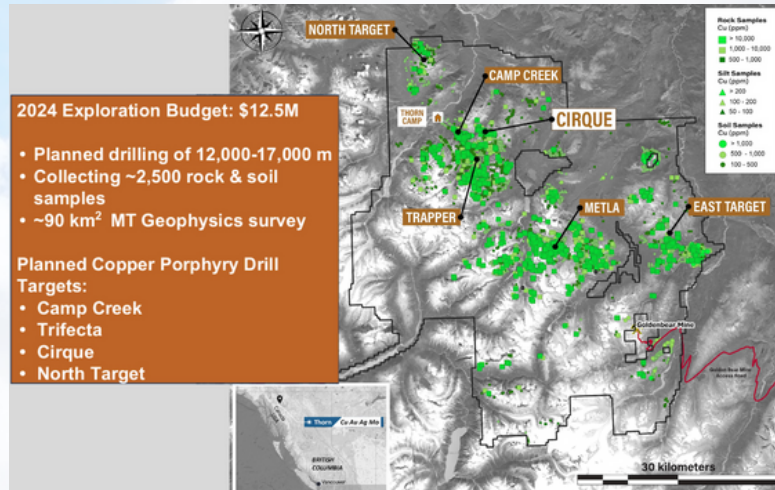
700 million tonnes
Total copper produced over the course of human history

1.4 billion tonnes
New copper needed to reach net zero by 2050

Source: Science Direct, The US Geological Studies, International Energy Agency

Over the next 27 years, the world will demand nearly twice the volume of copper the world has produced over the last 3000 years.

COPPER GEOCHEMISTRY



CAMP CREEK COPPER PORPHYRY

THN19-150: 554.70m of 1.02% CuEq incl. 135.96m of 2.43% CuEq
 THN21-184: 821.25m of 0.54% CuEq incl. 318.25cm of 1.04% CuEq
 THN22-201: 967.71m of 0.42% CuEq incl. 337.00m of 0.75% CuEq

Copper Equivalent (CuEq) is calculated based on US\$ 4.02/lb Cu, US\$ 2105.6/oz Au, US\$ 25.16/oz Ag, \$US 20.99/lb Mo.

These prices represent the approximate 1 year moving averages of metal prices and calculations assume 95% recovery

$$\text{CuEq \%} = (\text{Cu \%} + (0.764486 * \text{Au g/t}) + (0.009134 * \text{Ag g/t}) + (0.000523 * \text{Mo ppm})) * 0.95$$

CAPITAL STRUCTURE

TSX Venture Exchange	BBB
Share Price (as at Sept 16, 2024)	\$0.09
Market Capitalization	\$41.9M
Shares Outstanding	465M
Warrants (as at Sept 16, 2024)	67.1M
Options	27.9M
Cash & Receivables (as at June 30, 2024)	\$15M

VISIT US ONLINE

